

**AGENDA**  
**PUBLIC BUILDING COMMISSION**  
**June 15, 2023**

**CALL TO ORDER:**

**PLEDGE OF ALLEGIANCE:**

**ROLL CALL:**

**INTRODUCTION OF VISITORS:**

Mark Kern, County Board Chairman  
James Brede, Director of Buildings  
Bernard Ysursa, Attorney

Debra Moore, Director of Administration  
Bryan Johnson, MidAmerica St. Louis Airport Director  
Tom Knapp, Sheriff's Department

**COMMUNICATION:**

**MINUTES:**

- |                            |   |              |
|----------------------------|---|--------------|
| 1. Regular Monthly Meeting | - | May 18, 2023 |
| 2. Executive Meeting       | - | May 18, 2023 |

**TREASURER AND FINANCE:**

- |                                                             |   |               |
|-------------------------------------------------------------|---|---------------|
| 1. Regular Expense Claims Report with Payroll Ledger Report | - | June 30, 2023 |
| 2. Airport Expense Claims Report                            | - | June 30, 2023 |
| 3. Budget Analysis Report                                   | - | June 2023     |
| 4. Trial Balance Report                                     | - | May 2023      |

**RESOLUTIONS**

- |                                    |   |                 |
|------------------------------------|---|-----------------|
| 1. Prevailing Wage Rate Resolution | - | Attorney Ysursa |
|------------------------------------|---|-----------------|

**FOR YOUR INFORMATION:**

**OPERATIONS:**

- |                                                           |   |                 |
|-----------------------------------------------------------|---|-----------------|
| 1. Intergovernmental Agreement between PBC and the County | - | Attorney Ysursa |
|-----------------------------------------------------------|---|-----------------|

**FAIRGROUND OPERATIONS:**

- |                                                       |   |             |
|-------------------------------------------------------|---|-------------|
| 1. Approval of Contract with Hurford Architects, Inc. | - | James Brede |
| 2. Approval of Contract with G & W Engineering        | - | James Brede |

**AIRPORT OPERATION BUSINESS:**

- |                                                        |   |               |
|--------------------------------------------------------|---|---------------|
| 1. Taxiway Lima/Change Order #3                        | - | Bryan Johnson |
| 2. Boeing Entrance/Access Enhancements/Change Order #1 | - | Bryan Johnson |
| 3. Terminal Apron Expansion/Update                     | - | Bryan Johnson |

**AIRPORT UPDATES:**

- |                               |   |               |
|-------------------------------|---|---------------|
| 1. Enplanements               | - | Bryan Johnson |
| 2. Terminal Expansion         | - | Bryan Johnson |
| 3. Boeing Production Facility | - | Bryan Johnson |

**EXECUTIVE SESSION:**

1. Real Estate
2. Pending Litigation
3. Personnel

**ADJOURNMENT:**

**Public Building Commission Meeting Minutes**  
**June 15, 2023**

The Public Building Commission of St. Clair County met in the County Board Conference Room on June 15, 2023. The meeting was called to order by Chairman Richard Sauget at 10:00 a.m.

**Members Present:**

Richard Sauget, Chairman  
Charles Lee  
Terry Beach  
Edmond Brown  
Thomas Dinges

**Members Absent:**

Kevin Bouse  
Rick Effinger

**Others Present:**

James Brede, Director of Buildings  
Debra Moore, Director of Administration  
Bryan Johnson, MidAmerica St. Louis Airport Director  
Tom Knapp, Sheriff's Department  
Monica McMurphy, St. Clair County Financial Analyst  
Attorney Bernard Ysursa-present via teleconference phone  
Traci Firestone, Secretary  
Randy Pierce, Fairview Heights Tribune  
Alexis Cortes, Belleville News-Democrat

The Pledge of Allegiance was recited.

There were no Public Comments made or Questions asked at this Meeting.

Upon a motion by Commissioner Dinges and second by Commissioner Lee, it was unanimously agreed to Approve the **Regular Monthly Meeting Minutes and Executive Meeting Minutes of May 18, 2023.**

Upon a motion by Commissioner Dinges and second by Commissioner Lee it was unanimously agreed to Approve the **Regular Expense Claims Report with Payroll Ledger Report of June 30, 2023.**

**Public Building Commission Meeting Minutes**

**June 15, 2023**

**Page 2**

Upon a motion by Commissioner Dinges and second by Commissioner Lee, it was unanimously agreed to Approve the **Airport Expense Claims Report of June 30, 2023**.

Commissioner Dinges reviewed the **Monthly Budget Analysis Report for June 2023** and stated the 2023 Budget is in line with the projected percentage of 50.0% expenditures with the exception of Animal Control and Economic Development due to Major Capital Improvements.

Commissioner Dinges reviewed the **Trial Balance Report for May 2023** and it can be available when requested in the Public Building Commission Office.

Upon a motion by Commissioner Beach and second by Commissioner Dinges, it was unanimously agreed to approve the Prevailing Wage Rate Resolution.

Under Operations, Item #1 Intergovernmental Agreement between PBC and the County was removed from the agenda. To be presented at a future date, possibly in a Special Meeting.

Under Fairground Operations, Item #1 Approval of Contract with Hurford Architects, Inc. and Item #2 Approval of Contract with G & W Engineering were removed from the agenda. To be presented at a future date, possibly in a Special Meeting.

Upon a motion by Commissioner Brown and second by Commissioner Dinges, it was unanimously agreed to Approve the Taxiway Lima Change Order #3 at a cost not-to-exceed \$74,000.00.

Upon a motion by Commissioner Beach and second by Commissioner Brown, it was unanimously agreed to Approve the Boeing Entrance/Access Enhancements/Change Order #1 for a cost not-to-exceed \$73,000.

Terminal Apron Expansion/Update. The apron expansion will be completed in phases over the next two years. The expansion area will provide for new aircraft parking and will ensure an increase in safe aircraft maneuvering.

**Public Building Commission Meeting Minutes**

**June 15, 2023**

**Page 3**

For updates on Enplanements, Terminal Expansion, Boeing Production Facility, please see the attached documents.

Upon a motion by Commissioner Lee and second by Commissioner Dinges, it was unanimously agreed to adjourn the meeting at 10:26 a.m. Motion carried.

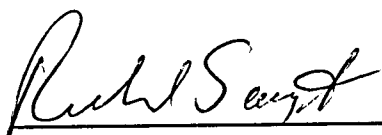
Respectfully submitted,



---

Traci Firestone, Secretary

APPROVED:



---

CHAIRMAN

# MidAmerica St. Louis Airport

**PUBLIC BUILDING COMMISSION**

**ST. CLAIR COUNTY, ILLINOIS**

**15 June 2023**

**Bryan E. Johnson, A.A.E. | Airport Director**

# 1. Taxiway Lima / Change Order #3

Change Order #3 includes 1) additional aggregate for improvement of an existing service road, 2) additional electrical handholes, and 3) unexpected conduit installation details. Additionally, certain measured quantities were less than originally anticipated, and certain were greater.

Financial Impact: Change Order #3 was included in the FY2023 Airport Budget.

**Motion: “Move to approve and authorize the Chairman to execute Change Order #3 at a cost Not to Exceed \$74,000.”**

# Boeing Entrance / Access Enhancements / Change Order #1



## 2. Boeing Entrance / Access Enhancements / Change Order #1

Change Order #1 includes several items which were outside of the original scope of the project including remobilization and special sign covers due to delays in completion of the Boeing Production Facility project, changes to the soil stockpile due to accelerated schedules of other aerospace projects, and the final quantity measurements.

Financial Impact: Change Order #1 was included in the FY2023 Airport Budget.

**Motion: “Move to approve and authorize the Chairman to execute Change Order #1 at a cost Not to Exceed \$73,000.”**

# 3. Terminal Apron Expansion / Update

MidAmerica St. Louis Airport record setting passenger growth and future international travel destinations has become the science for expanding the terminal apron. The apron expansion will be completed in phases over the next two years. The expansion area will provide for new aircraft parking positions for both passenger loading and aircraft maintenance. The additional apron will ensure an increase in safe aircraft maneuvering

Financial Impact: The Terminal Apron project was included in the FY2023 Airport Budget.

This is solely an update; no action is required by the Public Building Commission.

# Terminal Apron Expansion / Update

MidAmerica St. Louis Airport is participating in the Congressionally Directed Spending (CDS) program, previously known as Earmarks for fiscal year 2024. The federal appropriations process will permit Congress to directly fund local projects in the form of discretionary grants.

FY2024 CDS Project - \$2.5million for the Terminal Apron Expansion – Senator Durbin and Congressman Bost

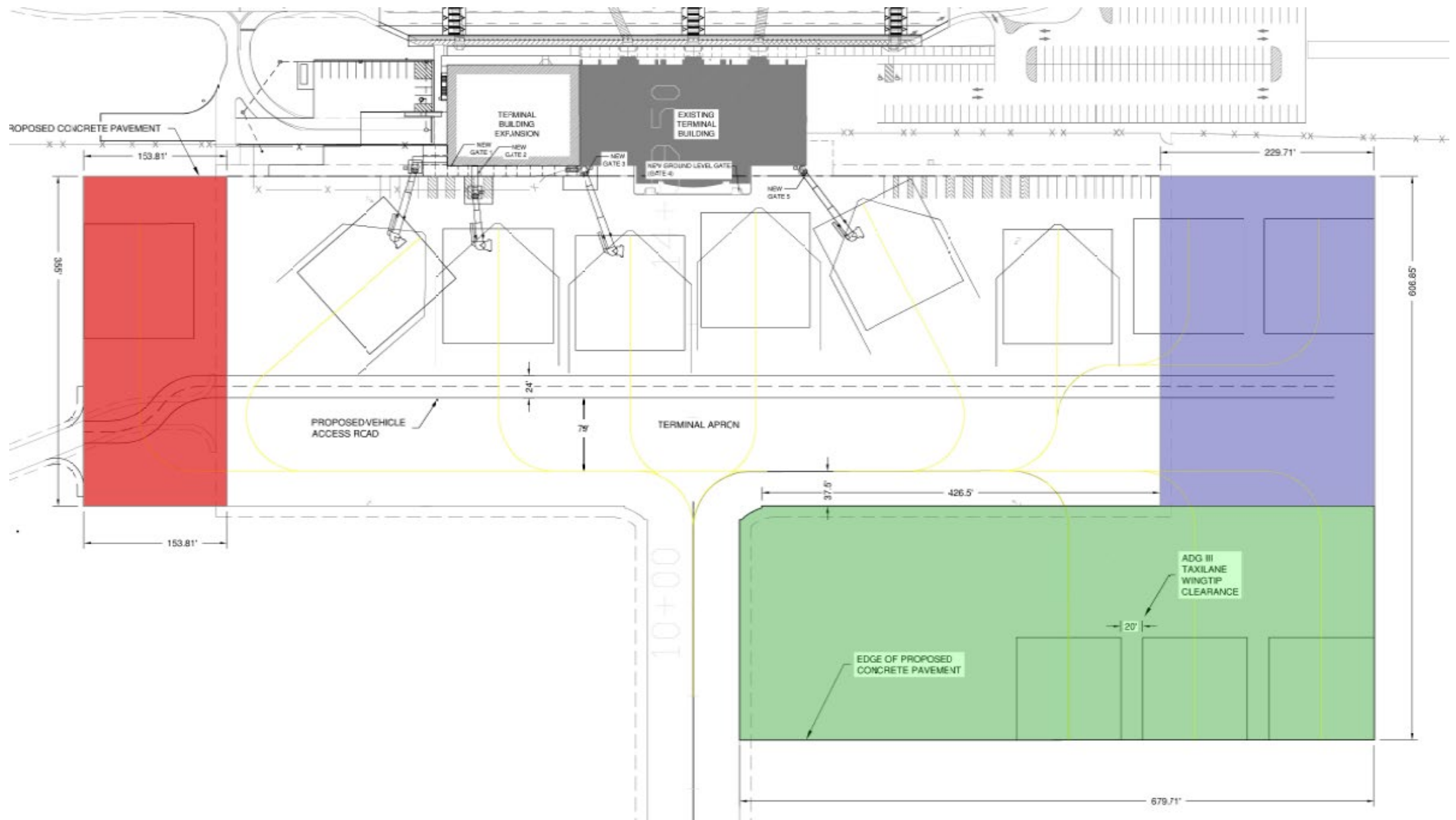
# Terminal Apron Expansion / Update

## Phase 1 (2023)

|                           |                    |
|---------------------------|--------------------|
| Federal BIL Funds         | \$2,953,771        |
| State Match               | \$164,098          |
| Local Match               | \$164,098          |
| <b>Total Project Cost</b> | <b>\$3,281,968</b> |

## Phase 2 (2024)


|                                   |                    |
|-----------------------------------|--------------------|
| Federal Primary Airport Funds     | \$915,583          |
| Federal BIL Funds                 | \$2,953,771        |
| <b>Federal Supplemental Funds</b> | <b>\$2,500,000</b> |
| State Match                       | \$353,853          |
| Local Match                       | \$353,853          |
| <b>Total Project Cost</b>         | <b>\$7,077,060</b> |



# AIRPORT UPDATE



# Enplanements

| <div>  <div>MidAmerica St. Louis Airport<br/>Monthly Passenger Enplanements</div> </div> |            |                |         |            |                |         |            |                |         |            |                |         |
|---------------------------------------------------------------------------------------------------------------------------------------------------------------------------|------------|----------------|---------|------------|----------------|---------|------------|----------------|---------|------------|----------------|---------|
|                                                                                                                                                                           | 2023       |                |         | 2022       |                |         | 2021       |                |         | 2020       |                |         |
| Month                                                                                                                                                                     | Departures | Enp            | Avg Enp | Departures | Enp            | Avg Enp | Departures | Enp            | Avg Enp | Departures | Enp            | Avg Enp |
| Jan                                                                                                                                                                       | 56         | 8,327          | 148.7   | 63         | 7,456          | 118.3   | 57         | 6,405          | 112.4   | 65         | 9,706          | 149.3   |
| Feb                                                                                                                                                                       | 53         | 8,329          | 157.2   | 61         | 8,425          | 138.1   | 65         | 7,519          | 115.7   | 69         | 10,389         | 150.6   |
| Mar                                                                                                                                                                       | 91         | 13,945         | 153.2   | 108        | 16,315         | 151.1   | 118        | 13,033         | 110.4   | 95         | 9,304          | 97.9    |
| Apr                                                                                                                                                                       | 95         | 12,974         | 136.6   | 102        | 14,392         | 141.1   | 81         | 8,947          | 110.5   | 4          | 123            | 30.8    |
| May                                                                                                                                                                       | 93         | 13,754         | 147.9   | 107        | 16,226         | 151.6   | 94         | 12,448         | 132.4   | 65         | 6,003          | 92.4    |
| Jun                                                                                                                                                                       | 140        | 24,970         | 178.4   | 143        | 22,390         | 156.6   | 182        | 24,663         | 135.5   | 122        | 14,367         | 117.8   |
| Jul                                                                                                                                                                       | 146        | 26,040         | 178.4   | 155        | 24,300         | 156.8   | 191        | 27,505         | 144.0   | 162        | 15,937         | 98.4    |
| Aug                                                                                                                                                                       | 90         | 16,052         | 178.4   | 99         | 13,442         | 135.8   | 125        | 13,907         | 111.3   | 121        | 10,078         | 83.3    |
| Sep                                                                                                                                                                       | 55         | 9,021          | 164.0   | 57         | 8,220          | 144.2   | 82         | 9,641          | 117.6   | 65         | 6,692          | 103.0   |
| Oct                                                                                                                                                                       | 70         | 11,481         | 164.0   | 72         | 9,964          | 138.4   | 102        | 12,336         | 120.9   | 85         | 9,821          | 115.5   |
| Nov                                                                                                                                                                       | 61         | 10,005         | 164.0   | 62         | 8,931          | 144.0   | 87         | 10,740         | 123.4   | 69         | 7,491          | 108.6   |
| Dec                                                                                                                                                                       | 62         | 10,169         | 164.0   | 82         | 12,649         | 154.3   | 85         | 12,533         | 147.4   | 72         | 8,337          | 115.8   |
| <b>TOTAL</b>                                                                                                                                                              | 1012       | <b>165,066</b> | 163.1   | 1111       | <b>162,710</b> | 146.5   | 1269       | <b>159,677</b> | 125.8   | 994        | <b>108,248</b> | 108.9   |
| FAA Total CY Enplaned Passenger Data                                                                                                                                      |            |                |         | Pending    |                |         | 161,562    |                |         | 108,765    |                |         |

**NEW Enplanement Record!**

# Terminal Expansion 2023



# Taxiway LIMA 2023 | BLV

## Taxiway Lima Facts

- Cost - \$37M – funding by grants from IDOT and DCEO
- Completion date – July 1, 2023
- TWY L – 3,100 feet with 80,000 SF bridge over Crooked Creek
- Airplane Design Group (ADG) IV – B767, A310, C17
- General Contractor – Plocher Construction Company (Highland, IL)
- Access to Boeing Production Facility and Future Aviation Development
- Ensures development opportunities for both domestic and international aviation firms
- Incorporates principles and practices associated with environmental, economic, and social sustainability

Source: FAA 150/5300-13 The Airplane Design Group (ADG) is an FAA-defined grouping of aircraft types which has six groups based on wingspan and tail height

# Taxiway LIMA 2023



# Taxiway LIMA 2023



# Boeing – MQ25 Production Facility 2024



# Boeing – MQ25 Production Facility 2024



# Thank You!



**Bryan E. Johnson, A.A.E.**  
Airport Director  
MidAmerica St. Louis Airport  
9656 Air Terminal Drive – Ste 250  
Mascoutah, IL 62258  
618.566.5240  
[bryan.johnson@flymidamerica.com](mailto:bryan.johnson@flymidamerica.com)